



Stayton PD Strategic Dashboard

For August 2024

2022 Population Estimate 8400

(Adopted Budget FY 2024-25)

Small numbers cause large percentage increases and decreases.

Crime Snapshot						
Selected Group A Offenses	August 23	August 24	% Chg	2023 YTD	2024 YTD	% Chg
Person Crime	14	15	● 7.14%	8	7	● -12.50%
Assault	6	8	● 33.33%	13	13	● 0.00%
Sex Offenses	0	0	#DIV/0!	1	2	● 100.00%
Property Crime	35	21	● -40.00%	74	39	● -47.30%
Burglary	3	1	● -66.67%	7	1	● -85.71%
Fraud	6	1	● -83.33%	15	6	● -60.00%
Theft from MV	2	0	● -100.00%	9	3	● -66.67%
UUMV	2	2	● 0.00%	5	4	● -20.00%
Theft	18	11	● -38.89%	26	15	● -42.31%
Vandalism	4	6	● 50.00%	12	10	● -16.67%
Selected Group B Offenses	August 23	August 24	% Chg	2023 YTD	2024 YTD	% Chg
Societal Crimes	19	14		36	29	● -19.44%
DUII	4	4	● 0.00%	9	8	● -11.11%
Trespass	4	6	● 50.00%	7	10	● 42.86%
Disorderly Conduct	3	1	● 0.00%	6	3	● -50.00%
Other Offenses	8	3	● -62.50%	14	8	● -42.86%
Calls for Service	August 23	August 24	% Chg	2023 YTD	2024 YTD	% Chg
Dispatched Calls	493	457	● -7.30%	3507	3496	● -0.31%
Self Initiated Calls	297	278	● -6.40%	2513	2383	● -5.17%
Community Concerns						
Community Concerns						
Ordinances						
Community Outreach and Events			Upcoming Events			

* Person Crime - Assault, Homicide, Robbery, Kidnap, Forcible/Non-Forcible Sex Offense

* Property Crimes - Arson, Bribery, Res Burglary, Bus Burglary, Oth Burglary, Forgery, Vandalism, Embezzle, Fraud, Theft, UUMV, Bad Check

* Societal Crimes - Drug Offense, Prostitution, Weapons, Curfew, DisCon, DUII, Family Offense, Liquor Laws, Peeping Tom, Trespass

* The data is National Incident Based Reporting System (NIBRS) compliant and not Uniform Crime Report (UCR) compliant and cannot be compared to any report using that standard.



Stayton PD Strategic Dashboard

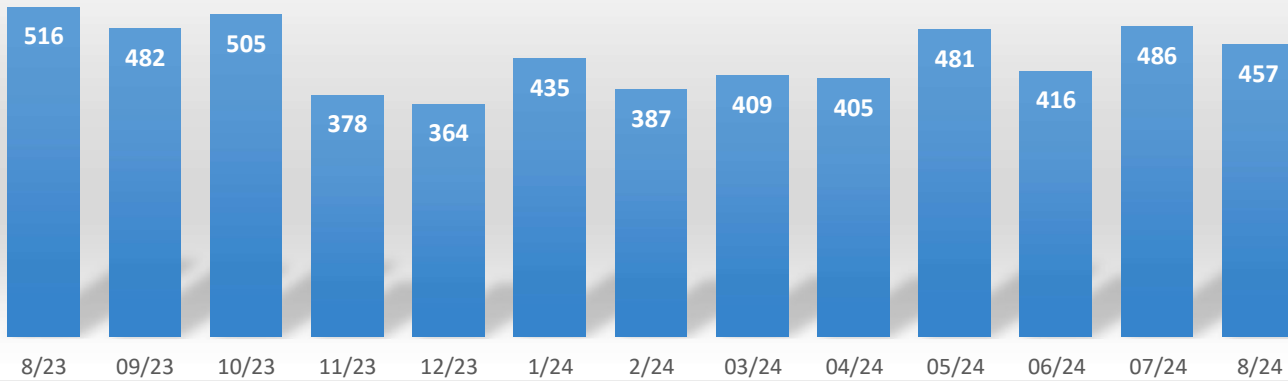
For August 2024

2022 Population Estimate 8400

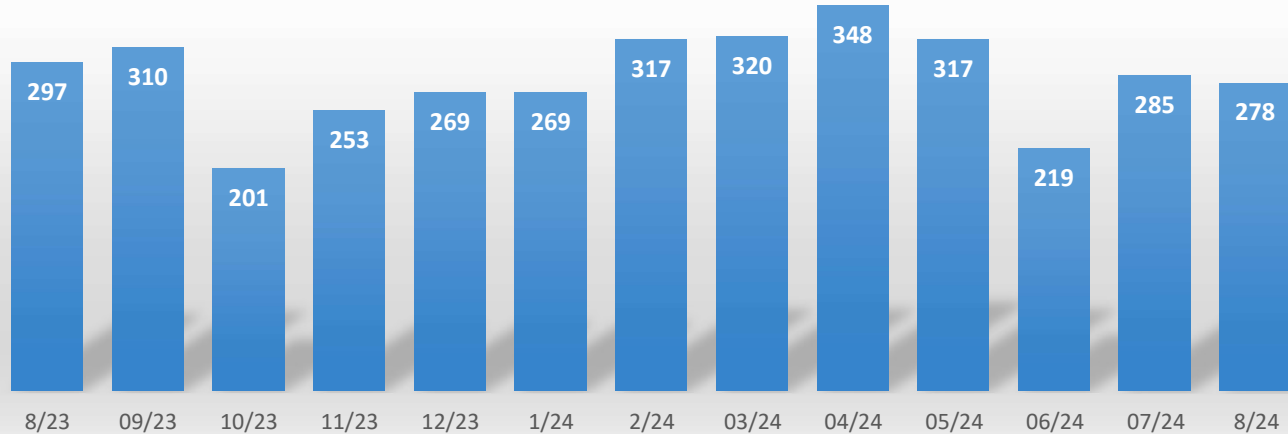
(Adopted Budget FY 2024-25)

Calls For Service - By Month

Dispatched Calls



Self Initiated Calls



Self Initiated = Area Checks, Foot Patrol, Follow Ups, FIR's, Traffic Stops



Stayton PD Strategic Dashboard

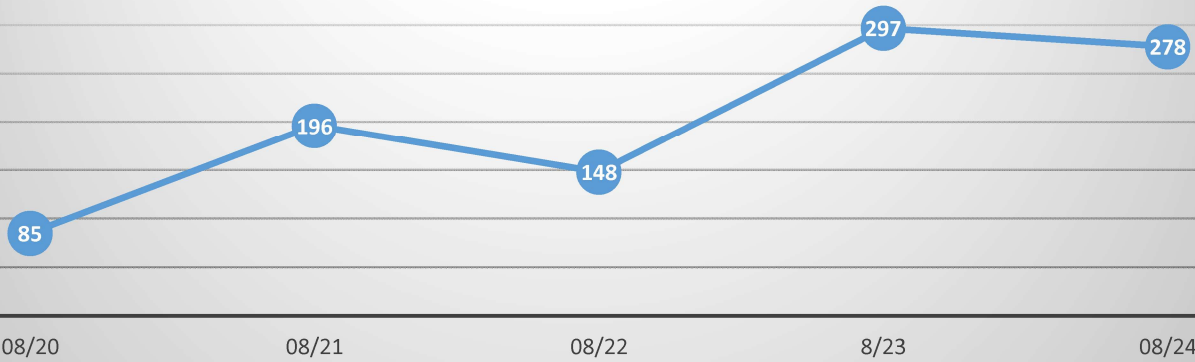
For August 2024

2022 Population Estimate 8400

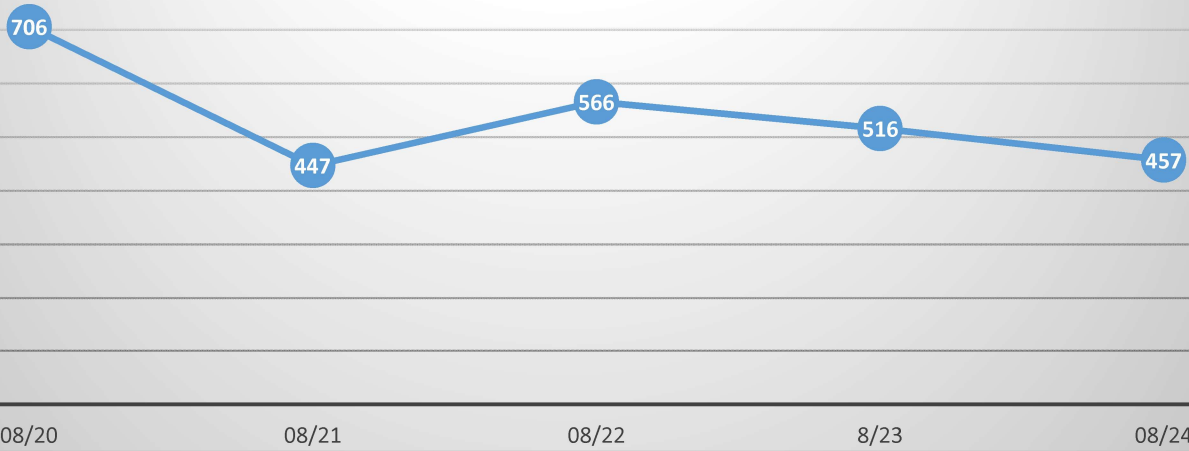
(Adopted Budget FY 2024-25)

Calls For Service - Year to Year Comparison

Self Initiated Calls



Dispatched Calls



MONTHLY TRAFFIC STATS
August 2024

Traffic Stops	115	Traffic Crimes		
		811.507	0	Using Cell Phone x 3
Traffic Cites Issued	40	811.140	1	Reckless Driving
Cited Violations	47	807.570	0	Fail to Carry & Present
		811.700	2	Fail to Perform Duties
Warnings Issued	94	813.010	4	DUII
Warning Violations	134	811.182	1	DWS Misdemeanor
Traffic Crime Arrests	8			

CONSOLIDATED MONTHLY NIBRS REPORT

8/1/2024 - 8/31/2024

	CRIMES				CRIMES CLEARED			PERCENT CLEARED			PERSONS ARRESTED			1/1/24 to 8/31/24	1/1/23 to 8/31/23
	8/1/24 to 8/31/24	1/1/24 to 8/31/24	1/1/23 to 8/31/23	% Change Yr to Yr	BY ARREST & EXCEPTION			8/1/24 to 8/31/24	1/1/24 to 8/31/24	1/1/23 to 8/31/23	8/1/24 to 8/31/24				
					8/1/24 to 8/31/24	1/1/24 to 8/31/24	1/1/23 to 8/31/23				8/1/24 to 8/31/24	1/1/24 to 8/31/24	1/1/23 to 8/31/23		
Person Crimes															
Aggravated Assaults	6	20	14	30.0%	6	16	12	100.0%	80.0%	85.7%	1	2	3	13	10
Homicide Offenses	0	0	0	NA	0	0	0	NA	NA	NA	0	0	0	0	0
<i>Murder & Nonnegligent Manslaughter</i>	0	0	0	NA	0	0	0	NA	NA	NA	0	0	0	0	0
<i>Negligent Manslaughter</i>	0	0	0	NA	0	0	0	NA	NA	NA	0	0	0	0	0
Human Trafficking	0	0	0	NA	0	0	0	NA	NA	NA	0	0	0	0	0
Kidnapping/Abduction	0	0	2	NA	0	0	1	NA	NA	50.0%	0	0	0	0	1
Other Assaults	5	33	36	-9.1%	4	21	22	80.0%	63.6%	61.1%	2	2	4	21	21
Rape	0	1	1	0.0%	0	0	0	NA	NA	NA	0	0	0	0	0
Sex Offenses	0	5	6	-20.0%	0	1	2	NA	20.0%	33.3%	0	0	0	1	1
SUB-TOTALS	11	59	59	0.0%	10	38	37	90.9%	64.4%	62.7%	3	4	7	35	33
Property Crimes															
Arson	1	1	1	0.0%	1	1	1	100.0%	100.0%	100.0%	0	1	1	1	1
Bad Checks	0	0	0	NA	0	0	0	NA	NA	NA	0	0	0	0	0
Bribery	0	0	0	NA	0	0	0	NA	NA	NA	0	0	0	0	0
Burglary/Breaking & Entering	1	12	18	-50.0%	0	3	1	NA	25.0%	5.6%	0	0	0	3	1
Counterfeiting/Forgery	0	6	8	-33.3%	0	2	1	NA	33.3%	12.5%	0	1	1	1	0
Embezzlement	0	0	0	NA	0	0	0	NA	NA	NA	0	0	0	0	0
Extortion/Blackmail	0	5	1	80.0%	0	0	0	NA	NA	NA	0	0	0	0	0
Fraud Offenses	1	37	41	-10.8%	0	4	7	NA	10.8%	17.1%	0	1	1	5	3
Larceny/Theft Offenses	10	115	107	7.0%	1	23	17	10.0%	20.0%	15.9%	1	0	1	23	8
<i>Pocket-picking</i>	0	0	0	NA	0	0	0	NA	NA	NA	0	0	0	0	0
<i>Purse-snatching</i>	0	0	0	NA	0	0	0	NA	NA	NA	0	0	0	0	0
<i>Shoplifting</i>	2	30	12	60.0%	1	14	6	50.0%	46.7%	50.0%	1	0	1	16	3
<i>Theft From Building</i>	0	6	21	-250.0%	0	1	1	NA	16.7%	4.8%	0	0	0	1	1
<i>Theft From Coin- Operated Machine or Device</i>	0	0	0	NA	0	0	0	NA	NA	NA	0	0	0	0	0

Theft From Motor Vehicle	0	33	31	6.1%	0	2	3	NA	6.1%	9.7%	0	0	0	1	0
Theft of Motor Vehicle Parts or Accessories	0	1	0	100.0%	0	0	0	NA	NA	NA	0	0	0	0	0
All Other Larceny	8	45	43	4.4%	0	6	7	NA	13.3%	16.3%	0	0	0	5	4
Motor Vehicle Theft	0	8	14	-75.0%	0	1	2	NA	12.5%	14.3%	0	0	0	1	2
Robbery	0	0	4	NA	0	0	4	NA	NA	100.0%	0	0	0	0	4
Stolen Property Offenses	0	2	0	100.0%	0	2	0	NA	100.0%	NA	0	0	0	3	0
TMB	0	0	0	NA	0	0	0	NA	NA	NA	0	0	0	0	0
Vandalism	6	47	50	-6.4%	0	11	12	NA	23.4%	24.0%	0	1	1	10	12
SUB-TOTALS	19	233	244	-4.7%	2	47	45	10.5%	20.2%	18.4%	1	4	5	47	31
Society Crimes															
All Other Offenses	3	43	68	-58.1%	1	13	26	33.3%	30.2%	38.2%	0	2	2	12	20
Animal Cruelty Offenses	0	2	2	0.0%	0	2	1	NA	100.0%	50.0%	0	0	0	1	1
Curfew/Loitering/Vagrancy	0	1	0	100.0%	0	1	0	NA	100.0%	NA	0	0	0	1	0
Disorderly Conduct	1	17	24	-41.2%	1	14	13	100.0%	82.4%	54.2%	0	1	1	14	11
Driving Under the Influence	3	28	34	-21.4%	3	28	34	100.0%	100.0%	100.0%	0	4	4	29	34
Drug/Narcotic Offenses	0	2	5	-150.0%	0	2	5	NA	100.0%	100.0%	0	0	0	1	5
Drunkenness	0	0	0	NA	0	0	0	NA	NA	NA	0	0	0	0	0
Family Offenses, Nonviolent	0	0	3	NA	0	0	0	NA	NA	NA	0	0	0	1	0
Gambling Offenses	0	0	0	NA	0	0	0	NA	NA	NA	0	0	0	0	0
Intimidation	0	0	0	NA	0	0	0	NA	NA	NA	0	0	0	0	0
Liquor Law Violations	0	2	2	0.0%	0	2	1	NA	100.0%	50.0%	0	0	0	2	1
Peeping Tom	0	0	0	NA	0	0	0	NA	NA	NA	0	0	0	0	0
Pornography/Obscene Material	0	2	2	0.0%	0	0	0	NA	NA	NA	0	0	0	0	0
Prostitution Offenses	0	3	1	66.7%	0	0	0	NA	NA	NA	0	0	0	0	0
Stalking	0	0	0	NA	0	0	0	NA	NA	NA	0	0	0	0	0
Trespass of Real Property	6	22	18	18.2%	4	18	13	66.7%	81.8%	72.2%	0	4	4	22	14
Weapon Law Violations	1	4	6	-50.0%	1	4	5	100.0%	100.0%	83.3%	0	1	1	4	5
SUB-TOTALS	14	126	165	-31.0%	10	84	98	71.4%	66.7%	59.4%	0	12	12	87	91
Non-Reportable															
000	0	0	0	NA	0	0	0	NA	NA	NA	0	0	0	0	0
DUI-Alcohol	0	0	0	NA	0	0	0	NA	NA	NA	0	0	0	0	0
DUI-Alcohol and Drugs	0	0	0	NA	0	0	0	NA	NA	NA	0	0	0	0	0
DUI-Drugs	0	0	0	NA	0	0	0	NA	NA	NA	0	0	0	0	0
DUI-Unspecified	0	0	0	NA	0	0	0	NA	NA	NA	0	0	0	0	0
Justifiable Homicide	0	0	0	NA	0	0	0	NA	NA	NA	0	0	0	0	0
Justifiable Homicide	0	0	0	NA	0	0	0	NA	NA	NA	0	0	0	0	0
Non-Reportable	0	0	0	NA	0	0	0	NA	NA	NA	0	0	0	0	0

SUB-TOTALS	0	0	0	NA	0	0	0	NA	NA	NA	0	0	0	0	0
GRAND TOTALS	44	418	468	-12.0%	22	169	180	50.0%	64.4%	38.5%	4	20	24	169	155