



Stayton PD Strategic Dashboard

For July 2024

2022 Population Estimate 8400

(Adopted Budget FY 2024-25)

Small numbers cause large percentage increases and decreases.

Crime Snapshot						
Selected Group A Offenses	July 23	July 24	% Chg	2023 YTD	2024 YTD	% Chg
Person Crime	8	7	● -12.50%	8	7	● -12.50%
Assault	7	5	● -28.57%	7	5	● -28.57%
Sex Offenses	1	2	● 100.00%	1	2	● 100.00%
Property Crime	39	18	● -53.85%	39	18	● -53.85%
Burglary	4	0	● -100.00%	4	0	● -100.00%
Fraud	9	5	● -44.44%	9	5	● -44.44%
Theft from MV	7	3	● -57.14%	7	3	● -57.14%
UUMV	3	2	● -33.33%	3	2	● -33.33%
Theft	8	4	● -50.00%	8	4	● -50.00%
Vandalism	8	4	● -50.00%	8	4	● -50.00%
Selected Group B Offenses	July 23	July 24	% Chg	2023 YTD	2024 YTD	% Chg
Societal Crimes	17	15	● -11.76%	17	15	● -11.76%
DUII	5	4	● -20.00%	5	4	● -20.00%
Trespass	3	4	● 33.33%	3	4	● 33.33%
Disorderly Conduct	3	2	● 0.00%	3	2	● -33.33%
Other Offenses	6	5	● -16.67%	6	5	● -16.67%
Calls for Service	July 23	July 24	% Chg	2023 YTD	2024 YTD	% Chg
Dispatched Calls	510	486	● -4.71%	3014	3039	● 0.83%
Self Initiated Calls	283	285	● 0.71%	2216	2105	● -5.01%
Community Concerns						
Community Concerns						
Ordinances						
Community Outreach and Events			Upcoming Events			
April - Child Abuse Prevention Month						

* Person Crime - Assault, Homicide, Robbery, Kidnap, Forcible/Non-Forcible Sex Offense

* Property Crimes - Arson, Bribery, Res Burglary, Bus Burglary, Oth Burglary, Forgery, Vandalism, Embezzle, Fraud, Theft, UUMV, Bad Check

* Societal Crimes - Drug Offense, Prostitution, Weapons, Curfew, DisCon, DUII, Family Offense, Liquor Laws, Peeping Tom, Trespass

* The data is National Incident Based Reporting System (NIBRS) compliant and not Uniform Crime Report (UCR) compliant and cannot be compared to any report using that standard.



Stayton PD Strategic Dashboard

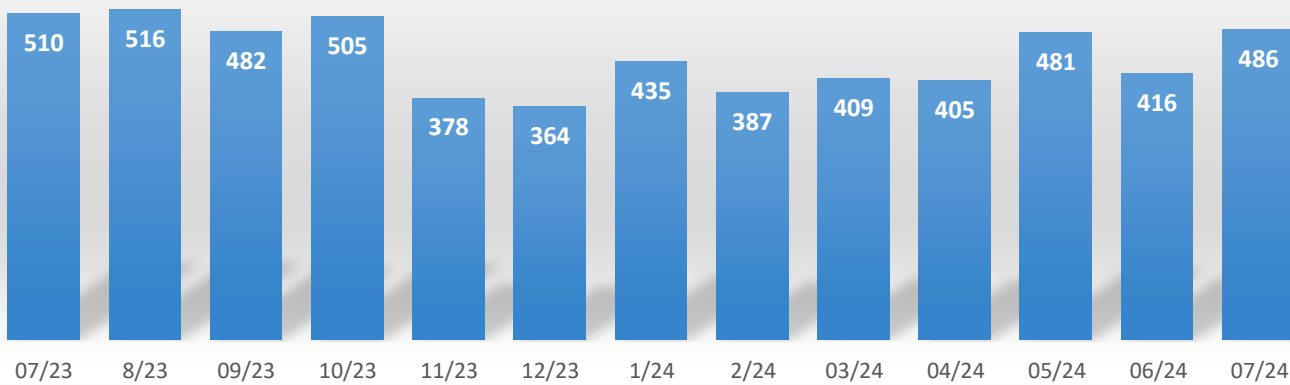
For July 2024

2022 Population Estimate 8400

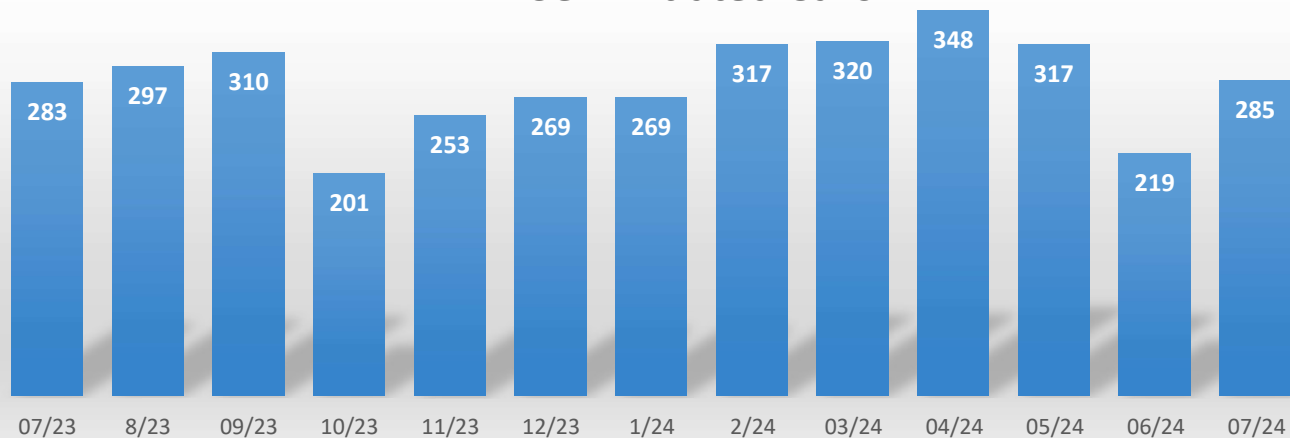
(Adopted Budget FY 2024-25)

Calls For Service - By Month

Dispatched Calls



Self Initiated Calls



Self Initiated = Area Checks, Foot Patrol, Follow Ups, FIR's, Traffic Stops



Stayton PD Strategic Dashboard

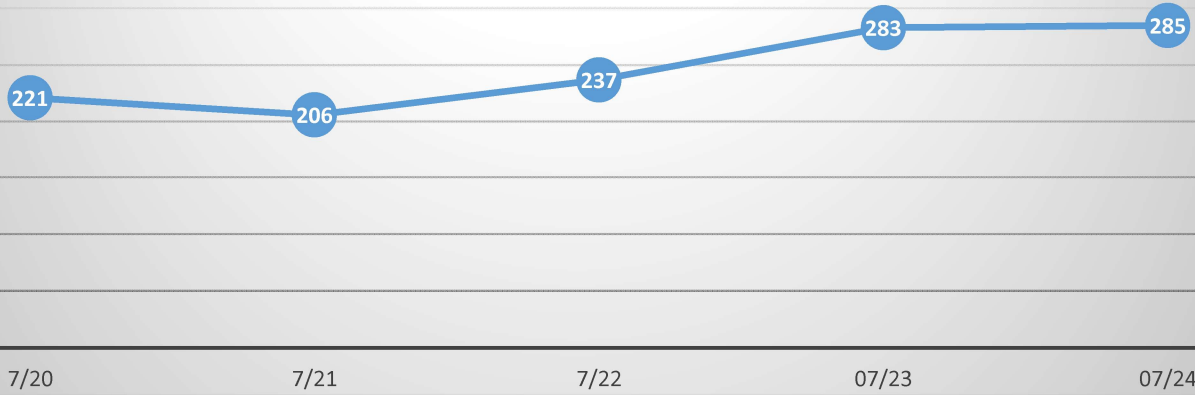
For July 2024

2022 Population Estimate 8400

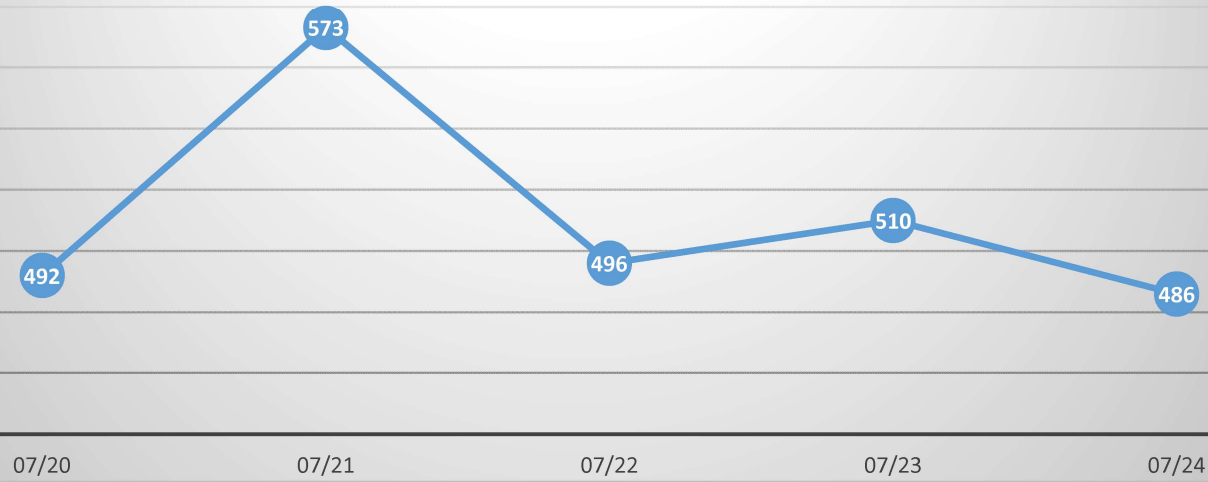
(Adopted Budget FY 2024-25)

Calls For Service - Year to Year Comparison

Self Initiated Calls



Dispatched Calls



MONTHLY TRAFFIC STATS
July 2024

Traffic Stops	116	Traffic Crimes		
		811.507	0	Using Cell Phone x 3
Traffic Cites Issued	44	811.140	0	Reckless Driving
Cited Violations	60	807.570	1	Fail to Carry & Present
		811.700	1	Fail to Perform Duties
Warnings Issued	72	813.010	4	DUII
Warning Violations	102	811.182	2	DWS Misdemeanor
Traffic Crime Arrests	7			

CONSOLIDATED MONTHLY NIBRS REPORT

7/1/2024 - 7/31/2024

	CRIMES				CRIMES CLEARED			PERCENT CLEARED			PERSONS ARRESTED				
					BY ARREST & EXCEPTION										
	7/1/24 to 7/31/24	1/1/24 to 7/31/24	1/1/23 to 7/31/23	% Change Yr to Yr	7/1/24 to 7/31/24	1/1/24 to 7/31/24	1/1/23 to 7/31/23	7/1/24 to 7/31/24	1/1/24 to 7/31/24	1/1/23 to 7/31/23	7/1/24 to 7/31/24			1/1/24 to 7/31/24	1/1/23 to 7/31/23
											Juv	Adult	Total		
Person Crimes															
Aggravated Assaults	1	14	11	21.4%	1	10	10	100.0%	71.4%	90.9%	0	1	1	10	8
Homicide Offenses	0	0	0	NA	0	0	0	NA	NA	NA	0	0	0	0	0
<i>Murder & Nonnegligent Manslaughter</i>	0	0	0	NA	0	0	0	NA	NA	NA	0	0	0	0	0
<i>Negligent Manslaughter</i>	0	0	0	NA	0	0	0	NA	NA	NA	0	0	0	0	0
Human Trafficking	0	0	0	NA	0	0	0	NA	NA	NA	0	0	0	0	0
Kidnapping/Abduction	0	0	2	NA	0	0	1	NA	NA	50.0%	0	0	0	0	1
Other Assaults	4	27	33	-22.2%	3	17	21	75.0%	63.0%	63.6%	1	2	3	17	20
Rape	0	1	1	0.0%	0	0	0	NA	NA	NA	0	0	0	0	0
Sex Offenses	2	5	6	-20.0%	1	1	2	50.0%	20.0%	33.3%	0	1	1	1	1
SUB-TOTALS	7	47	53	-12.8%	5	28	34	71.4%	59.6%	64.2%	1	4	5	28	30
Property Crimes															
Arson	0	0	1	NA	0	0	1	NA	NA	100.0%	0	0	0	0	1
Bad Checks	0	0	0	NA	0	0	0	NA	NA	NA	0	0	0	0	0
Bribery	0	0	0	NA	0	0	0	NA	NA	NA	0	0	0	0	0
Burglary/Breaking & Entering	0	11	15	-36.4%	0	3	1	NA	27.3%	6.7%	0	0	0	3	1
Counterfeiting/Forgery	1	6	7	-16.7%	0	1	1	NA	16.7%	14.3%	0	0	0	0	0
Embezzlement	0	0	0	NA	0	0	0	NA	NA	NA	0	0	0	0	0
Extortion/Blackmail	1	5	1	80.0%	0	0	0	NA	NA	NA	0	0	0	0	0
Fraud Offenses	5	36	34	5.6%	0	2	7	NA	5.6%	20.6%	0	0	0	4	3
Larceny/Theft Offenses	7	105	87	17.1%	1	21	14	14.3%	20.0%	16.1%	0	1	1	22	8
<i>Pocket-picking</i>	0	0	0	NA	0	0	0	NA	NA	NA	0	0	0	0	0
<i>Purse-snatching</i>	0	0	0	NA	0	0	0	NA	NA	NA	0	0	0	0	0
<i>Shoplifting</i>	3	28	9	67.9%	0	13	4	NA	46.4%	44.4%	0	0	0	15	3
<i>Theft From Building</i>	0	6	19	-216.7%	0	1	1	NA	16.7%	5.3%	0	0	0	1	1
<i>Theft From Coin- Operated Machine or Device</i>	0	0	0	NA	0	0	0	NA	NA	NA	0	0	0	0	0

Theft From Motor Vehicle	3	33	29	12.1%	1	2	3	33.3%	6.1%	10.3%	0	1	1	1	0
Theft of Motor Vehicle Parts or Accessories	0	1	0	100.0%	0	0	0	NA	NA	NA	0	0	0	0	0
All Other Larceny	1	37	30	18.9%	0	5	6	NA	13.5%	20.0%	0	0	0	5	4
Motor Vehicle Theft	2	8	12	-50.0%	0	1	2	NA	12.5%	16.7%	0	0	0	1	2
Robbery	0	0	4	NA	0	0	4	NA	NA	100.0%	0	0	0	0	4
Stolen Property Offenses	0	2	0	100.0%	0	2	0	NA	100.0%	NA	0	0	0	3	0
TMB	0	0	0	NA	0	0	0	NA	NA	NA	0	0	0	0	0
Vandalism	4	41	46	-12.2%	2	10	11	50.0%	24.4%	23.9%	0	1	1	9	11
SUB-TOTALS	20	214	207	3.3%	3	40	41	15.0%	18.7%	19.8%	0	2	2	42	30

Society Crimes

All Other Offenses	5	40	59	-47.5%	4	12	19	80.0%	30.0%	32.2%	0	3	3	10	14
Animal Cruelty Offenses	1	2	2	0.0%	1	2	1	100.0%	100.0%	50.0%	0	0	0	1	1
Curfew/Loitering/Vagrancy	0	1	0	100.0%	0	1	0	NA	100.0%	NA	0	0	0	1	0
Disorderly Conduct	2	16	21	-31.3%	1	13	12	50.0%	81.3%	57.1%	0	1	1	13	10
Driving Under the Influence	4	25	30	-20.0%	4	25	30	100.0%	100.0%	100.0%	0	4	4	25	30
Drug/Narcotic Offenses	0	2	5	-150.0%	0	2	5	NA	100.0%	100.0%	0	0	0	1	5
Drunkenness	0	0	0	NA	0	0	0	NA	NA	NA	0	0	0	0	0
Family Offenses, Nonviolent	0	0	3	NA	0	0	0	NA	NA	NA	0	0	0	1	0
Gambling Offenses	0	0	0	NA	0	0	0	NA	NA	NA	0	0	0	0	0
Intimidation	0	0	0	NA	0	0	0	NA	NA	NA	0	0	0	0	0
Liquor Law Violations	0	2	2	0.0%	0	2	1	NA	100.0%	50.0%	0	0	0	2	1
Peeping Tom	0	0	0	NA	0	0	0	NA	NA	NA	0	0	0	0	0
Pornography/Obscene Material	0	2	2	0.0%	0	0	0	NA	NA	NA	0	0	0	0	0
Prostitution Offenses	0	3	1	66.7%	0	0	0	NA	NA	NA	0	0	0	0	0
Stalking	0	0	0	NA	0	0	0	NA	NA	NA	0	0	0	0	0
Trespass of Real Property	4	16	14	12.5%	2	14	9	50.0%	87.5%	64.3%	0	3	3	18	10
Weapon Law Violations	0	3	4	-33.3%	0	3	3	NA	100.0%	75.0%	0	0	0	3	3
SUB-TOTALS	16	112	143	-27.7%	12	74	80	75.0%	66.1%	55.9%	0	11	11	75	74

Non-Reportable

000	0	0	0	NA	0	0	0	NA	NA	NA	0	0	0	0	0
DUI-Alcohol	0	0	0	NA	0	0	0	NA	NA	NA	0	0	0	0	0
DUI-Alcohol and Drugs	0	0	0	NA	0	0	0	NA	NA	NA	0	0	0	0	0
DUI-Drugs	0	0	0	NA	0	0	0	NA	NA	NA	0	0	0	0	0
DUI-Unspecified	0	0	0	NA	0	0	0	NA	NA	NA	0	0	0	0	0
Justifiable Homicide	0	0	0	NA	0	0	0	NA	NA	NA	0	0	0	0	0
Justifiable Homicide	0	0	0	NA	0	0	0	NA	NA	NA	0	0	0	0	0
Non-Reportable	0	0	0	NA	0	0	0	NA	NA	NA	0	0	0	0	0

SUB-TOTALS	0	0	0	NA	0	0	0	NA	NA	NA	0	0	0	0	0
GRAND TOTALS	43	373	403	-8.0%	20	142	155	46.5%	59.6%	38.5%	1	17	18	145	134