



# Stayton PD Strategic Dashboard

For May 2024

2022 Population Estimate 8400

(Adopted Budget FY 2023-24)

*Small numbers cause large percentage increases and decreases.*

Crime Snapshot						
Selected Group A Offenses	May 23	May 24	% Chg	2023 YTD	2024 YTD	% Chg
<b>Person Crime</b>	4	10	● 150.00%	31	33	● 6.45%
Assault	4	8	● 100.00%	28	29	● 3.57%
Sex Offenses	0	2	#DIV/0!	3	4	● 33.33%
<b>Property Crime</b>	29	25	● -13.79%	131	148	● 12.98%
Burglary	1	1	● 0.00%	10	9	● -10.00%
Fraud	0	6	#DIV/0!	15	19	● 26.67%
Theft from MV	10	8	● -20.00%	21	27	● 28.57%
UUMV	2	1	● -50.00%	8	7	● -12.50%
Theft	9	3	● -66.67%	41	52	● 26.83%
Vandalism	7	6	● -14.29%	36	34	● -5.56%
Selected Group B Offenses	May 23	May 24	% Chg	2023 YTD	2024 YTD	% Chg
<b>Societal Crimes</b>	19	24	● 26.32%	91	70	● -23.08%
DUII	4	3	● -25.00%	22	17	● -22.73%
Trespass	0	3	#DIV/0!	7	9	● 28.57%
Disorderly Conduct	2	6	● 0.00%	15	9	● -40.00%
Other Offenses	13	12	● -7.69%	47	35	● -25.53%
Calls for Service	May 23	May 24	% Chg	2023 YTD	2024 YTD	% Chg
Dispatched Calls	492	481	● -2.24%	2061	2117	● 2.72%
Self Initiated Calls	363	317	● -12.67%	1650	1601	● -2.97%
Community Concerns						
<b>Community Concerns</b>						
Ordinances						
<b>Community Outreach and Events</b>						
Upcoming Events						
April - Child Abuse Prevention Month						

\* Person Crime - Assault, Homicide, Robbery, Kidnap, Forcible/Non-Forcible Sex Offense

\* Property Crimes - Arson, Bribery, Res Burglary, Bus Burglary, Oth Burglary, Forgery, Vandalism, Embezzle, Fraud, Theft, UUMV, Bad Check

\* Societal Crimes - Drug Offense, Prostitution, Weapons, Curfew, DisCon, DUII, Family Offense, Liquor Laws, Peeping Tom, Trespass

\* The data is National Incident Based Reporting System (NIBRS) compliant and not Uniform Crime Report (UCR) compliant and cannot be compared to any report using that standard.



# Stayton PD Strategic Dashboard

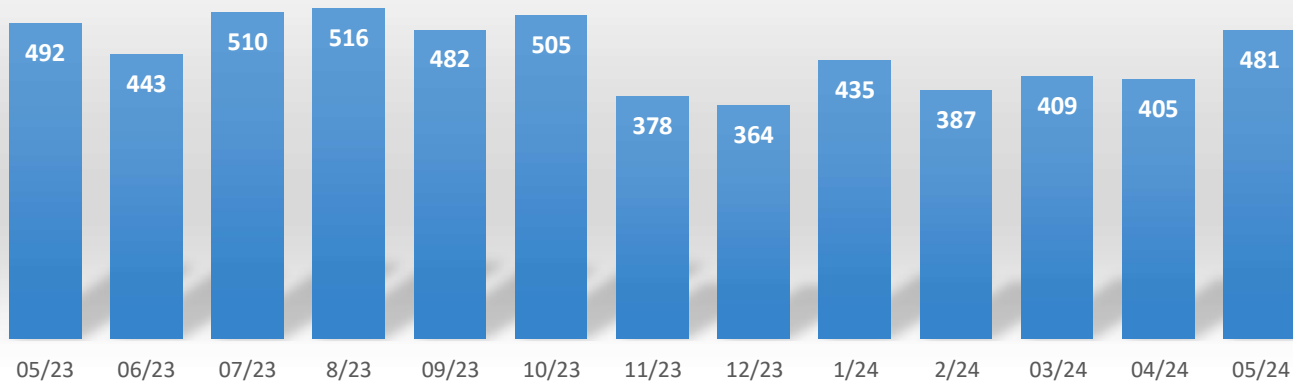
For May 2024

2022 Population Estimate 8400

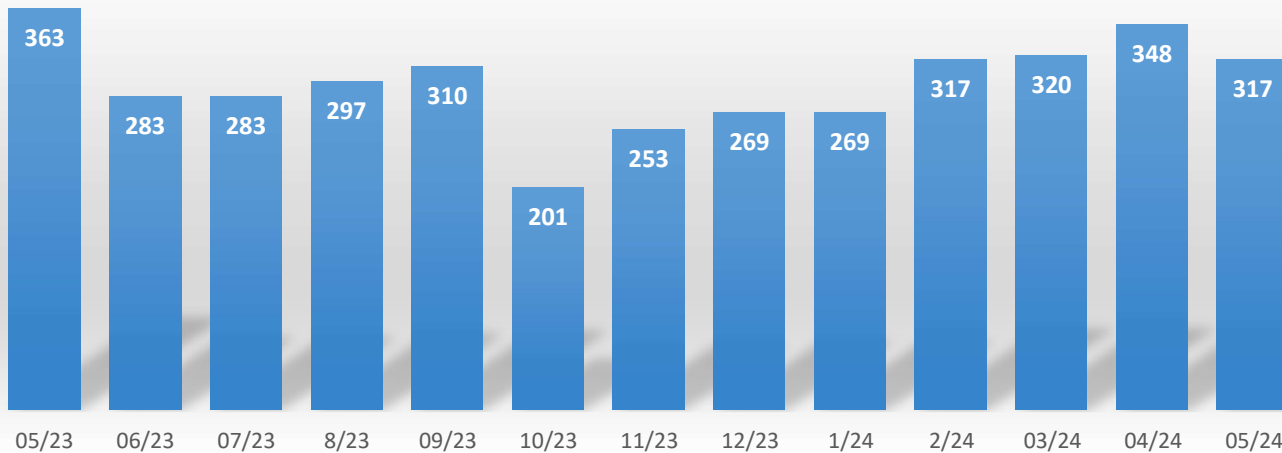
(Adopted Budget FY 2023-24)

## Calls For Service - By Month

### Dispatched Calls



### Self Initiated Calls



Self Initiated = Area Checks, Foot Patrol, Follow Ups, FIR's, Traffic Stops



# Stayton PD Strategic Dashboard

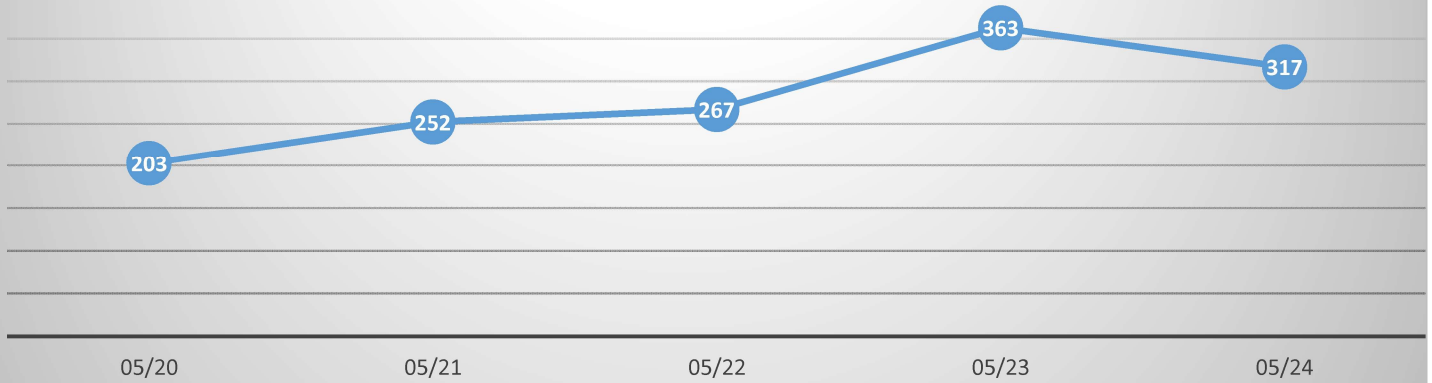
For May 2024

2022 Population Estimate 8400

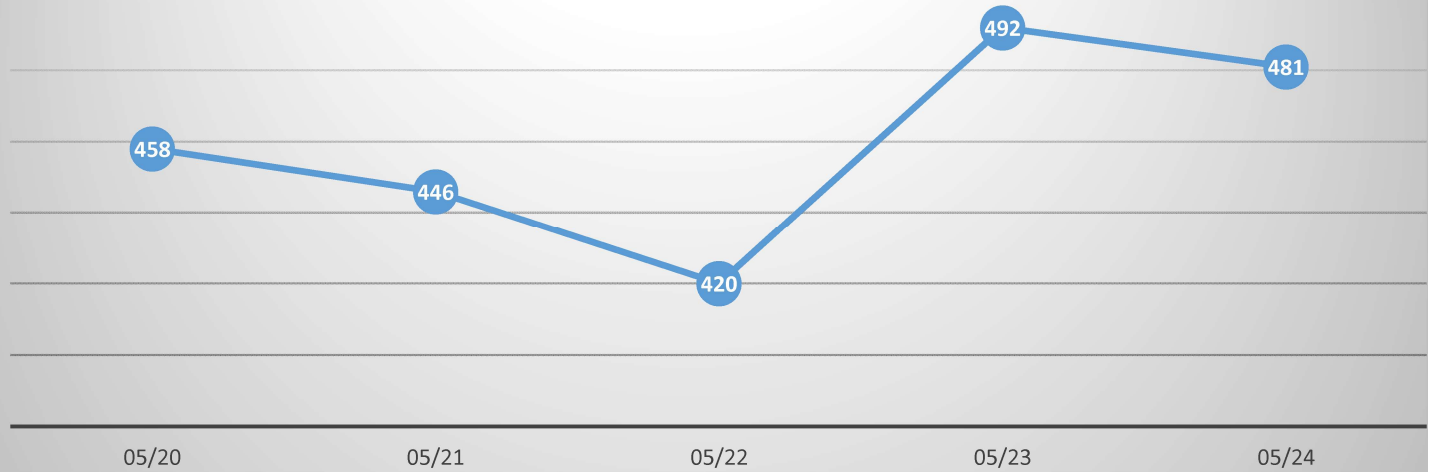
(Adopted Budget FY 2023-24)

## Calls For Service - Year to Year Comparison

### Self Initiated Calls



### Dispatched Calls



MONTHLY TRAFFIC STATS  
May 2024

Traffic Stops	147	Traffic Crimes		
		811.507	0	Using Cell Phone x 3
Traffic Cites Issued	44	811.140	0	Reckless Driving
Cited Violations	62	807.570	0	Fail to Carry & Present
		811.700	0	Fail to Perform Duties
Warnings Issued	103	813.010	3	DUII
Warning Violations	162	811.182	2	DWS Misdemeanor
Traffic Crime Arrests	5			

# CONSOLIDATED MONTHLY NIBRS REPORT

## 5/1/2024 - 5/31/2024

	CRIMES				CRIMES CLEARED			PERCENT CLEARED			PERSONS ARRESTED					
	5/1/24 to 5/31/24	1/1/24 to 5/31/24	1/1/23 to 5/31/23	% Change Yr to Yr	BY ARREST & EXCEPTION						5/1/24 to 5/31/24			1/1/24 to 5/31/24	1/1/23 to 5/31/23	
					5/1/24 to 5/31/24	1/1/24 to 5/31/24	1/1/23 to 5/31/23	5/1/24 to 5/31/24	1/1/24 to 5/31/24	1/1/23 to 5/31/23	Juv	Adult	Total			
<b>Person Crimes</b>																
Aggravated Assaults	5	12	9	25.0%	5	9	8	100.0%	75.0%	88.9%	0	2	2	7	6	
Homicide Offenses	0	0	0	NA	0	0	0	NA	NA	NA	0	0	0	0	0	
<i>Murder &amp; Nonnegligent     Manslaughter</i>	0	0	0	NA	0	0	0	NA	NA	NA	0	0	0	0	0	
<i>Negligent Manslaughter</i>	0	0	0	NA	0	0	0	NA	NA	NA	0	0	0	0	0	
Human Trafficking	0	0	0	NA	0	0	0	NA	NA	NA	0	0	0	0	0	
Kidnapping/Abduction	0	0	1	NA	0	0	1	NA	NA	100.0%	0	0	0	0	1	
Other Assaults	8	22	21	4.5%	4	13	14	50.0%	59.1%	66.7%	0	3	3	12	13	
Rape	0	1	0	100.0%	0	0	0	NA	NA	NA	0	0	0	0	0	
Sex Offenses	2	3	3	0.0%	0	0	1	NA	NA	33.3%	0	0	0	0	1	
<b>SUB-TOTALS</b>	<b>15</b>	<b>38</b>	<b>34</b>	<b>10.5%</b>	<b>9</b>	<b>22</b>	<b>24</b>	<b>60.0%</b>	<b>57.9%</b>	<b>70.6%</b>	<b>0</b>	<b>5</b>	<b>5</b>	<b>19</b>	<b>21</b>	
<b>Property Crimes</b>																
Arson	0	0	1	NA	0	0	1	NA	NA	100.0%	0	0	0	0	1	
Bad Checks	0	0	0	NA	0	0	0	NA	NA	NA	0	0	0	0	0	
Bribery	0	0	0	NA	0	0	0	NA	NA	NA	0	0	0	0	0	
Burglary/Breaking & Entering	1	8	10	-25.0%	0	2	1	NA	25.0%	10.0%	0	0	0	2	1	
Counterfeiting/Forgery	0	1	5	-400.0%	0	0	0	NA	NA	NA	0	0	0	0	0	
Embezzlement	0	0	0	NA	0	0	0	NA	NA	NA	0	0	0	0	0	
Extortion/Blackmail	1	2	0	100.0%	0	0	0	NA	NA	NA	0	0	0	0	0	
Fraud Offenses	7	20	16	20.0%	0	0	3	NA	NA	18.8%	0	0	0	3	3	
Larceny/Theft Offenses	16	84	62	26.2%	1	18	8	6.3%	21.4%	12.9%	0	0	0	19	5	
<i>Pocket-picking</i>	0	0	0	NA	0	0	0	NA	NA	NA	0	0	0	0	0	
<i>Purse-snatching</i>	0	0	0	NA	0	0	0	NA	NA	NA	0	0	0	0	0	
<i>Shoplifting</i>	1	23	7	69.6%	0	12	3	NA	52.2%	42.9%	0	0	0	14	2	
<i>Theft From Building</i>	1	4	15	-275.0%	0	0	1	NA	NA	6.7%	0	0	0	0	1	
<i>Theft From Coin-     Operated Machine or     Device</i>	0	0	0	NA	0	0	0	NA	NA	NA	0	0	0	0	0	

Theft From Motor Vehicle	8	27	21	22.2%	0	1	1	NA	3.7%	4.8%	0	0	0	0	0
Theft of Motor Vehicle Parts or Accessories	1	1	0	100.0%	0	0	0	NA	NA	NA	0	0	0	0	0
All Other Larceny	5	29	19	34.5%	1	5	3	20.0%	17.2%	15.8%	0	0	0	5	2
Motor Vehicle Theft	1	6	8	-33.3%	0	1	2	NA	16.7%	25.0%	0	0	0	1	2
Robbery	0	0	4	NA	0	0	4	NA	NA	100.0%	0	0	0	0	4
Stolen Property Offenses	0	1	0	100.0%	0	1	0	NA	100.0%	NA	0	0	0	2	0
TMB	0	0	0	NA	0	0	0	NA	NA	NA	0	0	0	0	0
Vandalism	5	33	36	-9.1%	1	7	10	20.0%	21.2%	27.8%	0	2	2	7	10
<b>SUB-TOTALS</b>	<b>31</b>	<b>155</b>	<b>142</b>	<b>8.4%</b>	<b>2</b>	<b>29</b>	<b>29</b>	<b>6.5%</b>	<b>18.7%</b>	<b>20.4%</b>	<b>0</b>	<b>2</b>	<b>2</b>	<b>34</b>	<b>26</b>

**Society Crimes**

All Other Offenses	12	35	50	-42.9%	5	8	14	41.7%	22.9%	28.0%	0	4	4	7	11
Animal Cruelty Offenses	0	0	1	NA	0	0	0	NA	NA	NA	0	0	0	0	0
Curfew/Loitering/Vagrancy	0	1	0	100.0%	0	1	0	NA	100.0%	NA	0	0	0	1	0
Disorderly Conduct	6	9	16	-77.8%	5	7	8	83.3%	77.8%	50.0%	0	5	5	8	7
Driving Under the Influence	3	17	22	-29.4%	3	17	22	100.0%	100.0%	100.0%	0	3	3	17	22
Drug/Narcotic Offenses	1	2	3	-50.0%	1	2	3	100.0%	100.0%	100.0%	0	1	1	1	3
Drunkenness	0	0	0	NA	0	0	0	NA	NA	NA	0	0	0	0	0
Family Offenses, Nonviolent	0	0	3	NA	0	0	0	NA	NA	NA	0	0	0	1	0
Gambling Offenses	0	0	0	NA	0	0	0	NA	NA	NA	0	0	0	0	0
Intimidation	0	0	0	NA	0	0	0	NA	NA	NA	0	0	0	0	0
Liquor Law Violations	0	2	1	50.0%	0	2	0	NA	100.0%	NA	0	0	0	2	0
Peeping Tom	0	0	0	NA	0	0	0	NA	NA	NA	0	0	0	0	0
Pornography/Obscene Material	0	1	2	-100.0%	0	0	0	NA	NA	NA	0	0	0	0	0
Prostitution Offenses	3	3	1	66.7%	0	0	0	NA	NA	NA	0	0	0	0	0
Stalking	0	0	0	NA	0	0	0	NA	NA	NA	0	0	0	0	0
Trespass of Real Property	3	9	7	22.2%	3	9	6	100.0%	100.0%	85.7%	0	3	3	11	6
Weapon Law Violations	2	3	4	-33.3%	2	3	3	100.0%	100.0%	75.0%	0	2	2	3	3
<b>SUB-TOTALS</b>	<b>30</b>	<b>82</b>	<b>110</b>	<b>-34.1%</b>	<b>19</b>	<b>49</b>	<b>56</b>	<b>63.3%</b>	<b>59.8%</b>	<b>50.9%</b>	<b>0</b>	<b>18</b>	<b>18</b>	<b>51</b>	<b>52</b>

**Non-Reportable**

000	0	0	0	NA	0	0	0	NA	NA	NA	0	0	0	0	0
DUI-Alcohol	0	0	0	NA	0	0	0	NA	NA	NA	0	0	0	0	0
DUI-Alcohol and Drugs	0	0	0	NA	0	0	0	NA	NA	NA	0	0	0	0	0
DUI-Drugs	0	0	0	NA	0	0	0	NA	NA	NA	0	0	0	0	0
DUI-Unspecified	0	0	0	NA	0	0	0	NA	NA	NA	0	0	0	0	0
Justifiable Homicide	0	0	0	NA	0	0	0	NA	NA	NA	0	0	0	0	0
Justifiable Homicide	0	0	0	NA	0	0	0	NA	NA	NA	0	0	0	0	0
Non-Reportable	0	0	0	NA	0	0	0	NA	NA	NA	0	0	0	0	0

<b>SUB-TOTALS</b>	<b>0</b>	<b>0</b>	<b>0</b>	<b>NA</b>	<b>0</b>	<b>0</b>	<b>0</b>	<b>NA</b>	<b>NA</b>	<b>NA</b>	<b>0</b>	<b>0</b>	<b>0</b>	<b>0</b>	<b>0</b>
<b>GRAND TOTALS</b>	<b>76</b>	<b>275</b>	<b>286</b>	<b>-4.0%</b>	<b>30</b>	<b>100</b>	<b>109</b>	<b>39.5%</b>	<b>57.9%</b>	<b>38.1%</b>	<b>0</b>	<b>25</b>	<b>25</b>	<b>104</b>	<b>99</b>