



# Stayton PD Strategic Dashboard

For September 2024

2022 Population Estimate 8400

(Adopted Budget FY 2024-25)

*Small numbers cause large percentage increases and decreases.*

Crime Snapshot						
Selected Group A Offenses	September 23	September 24	% Chg	2023 YTD	2024 YTD	% Chg
<b>Person Crime</b>	6	6	● 0.00%	63	64	● 1.59%
Assault	5	6	● 20.00%	54	56	● 3.70%
Sex Offenses	1	0	● -100.00%	9	8	● -11.11%
<b>Property Crime</b>	25	22	● -12.00%	236	235	● -0.42%
Burglary	0	4	#DIV/0!	18	20	● 11.11%
Fraud	1	5	● 400.00%	31	41	● 32.26%
Theft from MV	3	3	● 0.00%	34	39	● 14.71%
UUMV	2	0	● -100.00%	16	9	● -43.75%
Theft	11	6	● -45.45%	87	77	● -11.49%
Vandalism	8	4	● -50.00%	50	49	● -2.00%
Selected Group B Offenses	September 23	September 24	% Chg	2023 YTD	2024 YTD	% Chg
<b>Societal Crimes</b>	16	13		153	122	● -20.26%
DUII	3	4	● 33.33%	37	33	● -10.81%
Trespass	4	2	● -50.00%	22	20	● -9.09%
Disorderly Conduct	2	2	● 0.00%	25	19	● -24.00%
Other Offenses	7	5	● -28.57%	69	50	● -27.54%
Calls for Service	September 23	September 24	% Chg	2023 YTD	2024 YTD	% Chg
Dispatched Calls	468	427	● -8.76%	3975	3923	● -1.31%
Self Initiated Calls	310	334	● 7.74%	2823	2717	● -3.75%
Community Concerns						
<b>Community Concerns</b>						
Ordinances						
<b>Community Outreach and Events</b>			<b>Upcoming Events</b>			

\* Person Crime - Assault, Homicide, Robbery, Kidnap, Forcible/Non-Forcible Sex Offense

\* Property Crimes - Arson, Bribery, Res Burglary, Bus Burglary, Oth Burglary, Forgery, Vandalism, Embezzle, Fraud, Theft, UUMV, Bad Check

\* Societal Crimes - Drug Offense, Prostitution, Weapons, Curfew, DisCon, DUII, Family Offense, Liquor Laws, Peeping Tom, Trespass

\* The data is National Incident Based Reporting System (NIBRS) compliant and not Uniform Crime Report (UCR) compliant and cannot be compared to any report using that standard.



# Stayton PD Strategic Dashboard

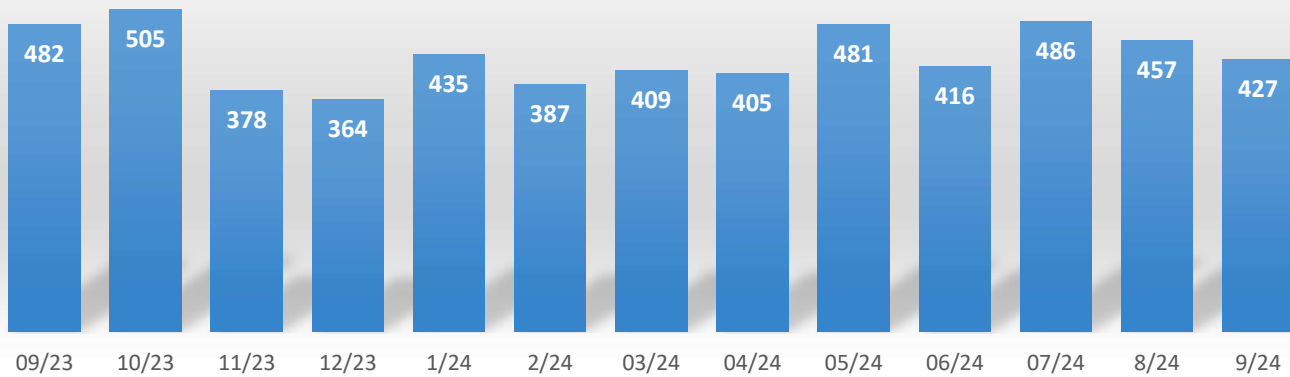
For September 2024

2022 Population Estimate 8400

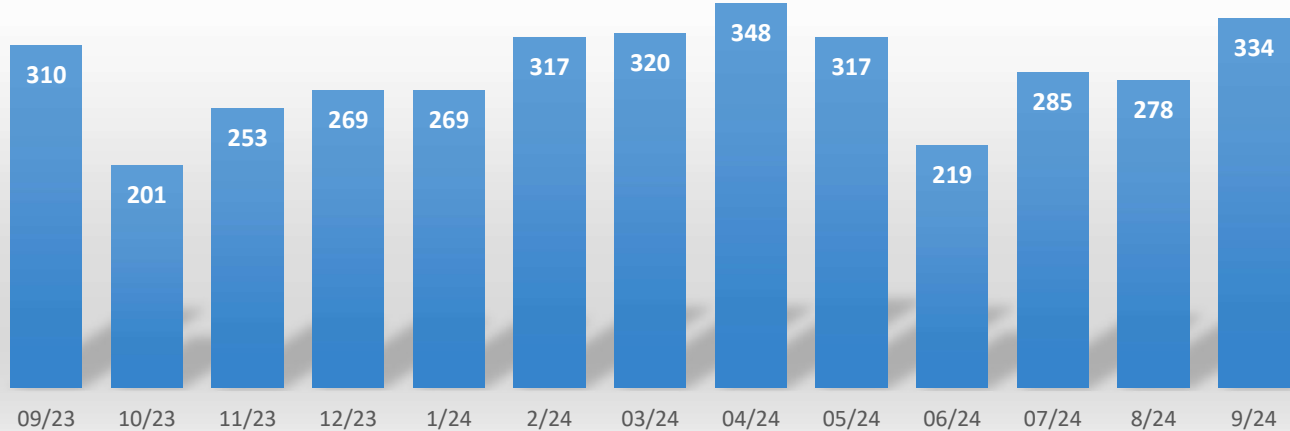
(Adopted Budget FY 2024-25)

## Calls For Service - By Month

### Dispatched Calls



### Self Initiated Calls



Self Initiated = Area Checks, Foot Patrol, Follow Ups, FIR's, Traffic Stops



# Stayton PD Strategic Dashboard

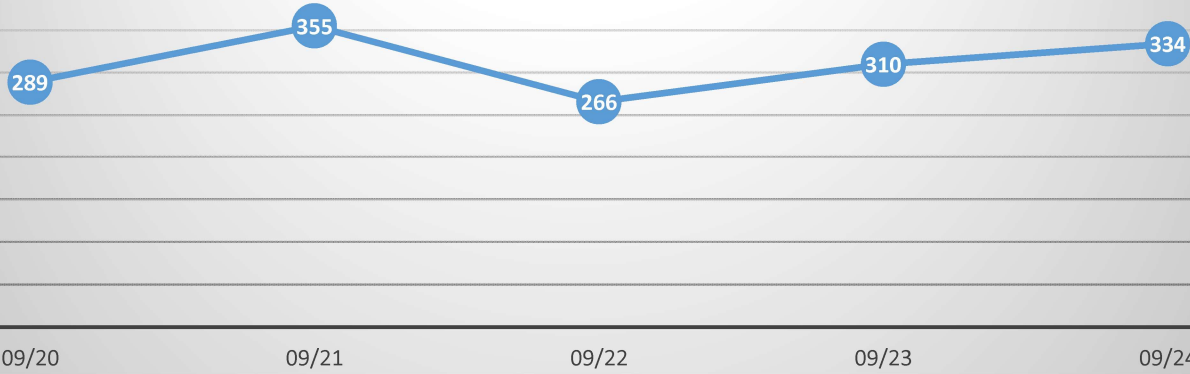
For September 2024

2022 Population Estimate 8400

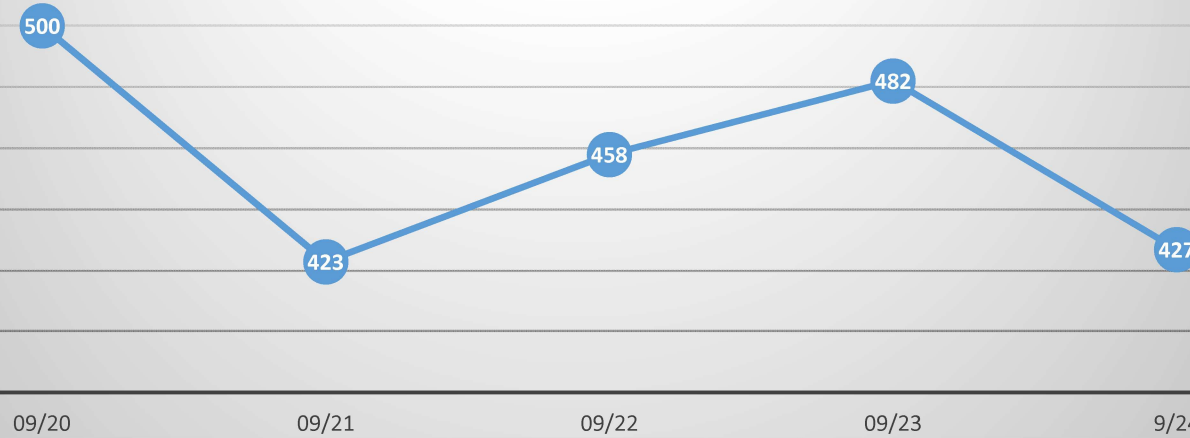
(Adopted Budget FY 2024-25)

## Calls For Service - Year to Year Comparison

### Self Initiated Calls



### Dispatched Calls



MONTHLY TRAFFIC STATS  
September 2024

Traffic Stops	126	Traffic Crimes		
		811.507	0	Using Cell Phone x 3
Traffic Cites Issued	72	811.140	0	Reckless Driving
Cited Violations	92	807.570	0	Fail to Carry & Present
		811.700	0	Fail to Perform Duties
Warnings Issued	103	813.010	4	DUII
Warning Violations	154	811.182	1	DWS Misdemeanor
Traffic Crime Arrests	5			

# CONSOLIDATED MONTHLY NIBRS REPORT

## 9/1/2024 - 9/30/2024

	CRIMES				CRIMES CLEARED			PERCENT CLEARED			PERSONS ARRESTED			1/1/24 to 9/30/24	1/1/23 to 9/30/23
	9/1/24 to 9/30/24	1/1/24 to 9/30/24	1/1/23 to 9/30/23	% Change Yr to Yr	BY ARREST & EXCEPTION			9/1/24 to 9/30/24	1/1/24 to 9/30/24	1/1/23 to 9/30/23	9/1/24 to 9/30/24				
					9/1/24 to 9/30/24	1/1/24 to 9/30/24	1/1/23 to 9/30/23				9/1/24 to 9/30/24	1/1/24 to 9/30/24	1/1/23 to 9/30/23		
<b>Person Crimes</b>															
Aggravated Assaults	2	22	14	36.4%	2	18	12	100.0%	81.8%	85.7%	0	0	0	13	10
Homicide Offenses	1	1	0	100.0%	1	1	0	100.0%	100.0%	NA	0	1	1	1	0
<i>Murder &amp; Nonnegligent     Manslaughter</i>	1	1	0	100.0%	1	1	0	100.0%	100.0%	NA	0	1	1	1	0
<i>Negligent Manslaughter</i>	0	0	0	NA	0	0	0	NA	NA	NA	0	0	0	0	0
Human Trafficking	0	0	0	NA	0	0	0	NA	NA	NA	0	0	0	0	0
Kidnapping/Abduction	0	0	2	NA	0	0	1	NA	NA	50.0%	0	0	0	0	1
Other Assaults	5	38	41	-7.9%	4	25	27	80.0%	65.8%	65.9%	0	4	4	25	25
Rape	0	1	1	0.0%	0	0	0	NA	NA	NA	0	0	0	0	0
Sex Offenses	0	5	7	-40.0%	0	1	2	NA	20.0%	28.6%	0	0	0	1	1
<b>SUB-TOTALS</b>	<b>8</b>	<b>67</b>	<b>65</b>	<b>3.0%</b>	<b>7</b>	<b>45</b>	<b>42</b>	<b>87.5%</b>	<b>67.2%</b>	<b>64.6%</b>	<b>0</b>	<b>5</b>	<b>5</b>	<b>40</b>	<b>37</b>
<b>Property Crimes</b>															
Arson	0	1	1	0.0%	0	1	1	NA	100.0%	100.0%	0	0	0	1	1
Bad Checks	0	0	0	NA	0	0	0	NA	NA	NA	0	0	0	0	0
Bribery	0	0	0	NA	0	0	0	NA	NA	NA	0	0	0	0	0
Burglary/Breaking & Entering	3	15	18	-20.0%	0	3	1	NA	20.0%	5.6%	0	0	0	3	1
Counterfeiting/Forgery	0	6	10	-66.7%	0	2	3	NA	33.3%	30.0%	0	1	1	2	1
Embezzlement	0	0	0	NA	0	0	0	NA	NA	NA	0	0	0	0	0
Extortion/Blackmail	0	5	1	80.0%	0	0	0	NA	NA	NA	0	0	0	0	0
Fraud Offenses	5	44	42	4.5%	0	4	8	NA	9.1%	19.0%	0	2	2	7	4
Larceny/Theft Offenses	9	125	121	3.2%	1	25	18	11.1%	20.0%	14.9%	0	1	1	24	11
<i>Pocket-picking</i>	0	0	0	NA	0	0	0	NA	NA	NA	0	0	0	0	0
<i>Purse-snatching</i>	0	0	0	NA	0	0	0	NA	NA	NA	0	0	0	0	0
<i>Shoplifting</i>	1	31	17	45.2%	0	14	6	NA	45.2%	35.3%	0	0	0	16	5
<i>Theft From Building</i>	1	7	21	-200.0%	0	1	1	NA	14.3%	4.8%	0	0	0	1	1
<i>Theft From Coin-     Operated Machine or     Device</i>	0	0	0	NA	0	0	0	NA	NA	NA	0	0	0	0	0

Theft From Motor Vehicle	3	36	34	5.6%	0	2	3	NA	5.6%	8.8%	0	0	0	1	0
Theft of Motor Vehicle Parts or Accessories	1	2	0	100.0%	0	0	0	NA	NA	NA	0	0	0	0	0
All Other Larceny	3	49	49	0.0%	1	8	8	33.3%	16.3%	16.3%	0	1	1	6	5
Motor Vehicle Theft	0	8	16	-100.0%	0	1	3	NA	12.5%	18.8%	0	0	0	1	4
Robbery	0	0	4	NA	0	0	4	NA	NA	100.0%	0	0	0	0	4
Stolen Property Offenses	2	4	1	75.0%	2	4	1	100.0%	100.0%	100.0%	0	1	1	4	1
TMB	0	0	0	NA	0	0	0	NA	NA	NA	0	0	0	0	0
Vandalism	4	51	58	-13.7%	1	12	16	25.0%	23.5%	27.6%	0	1	1	11	16
<b>SUB-TOTALS</b>	<b>23</b>	<b>259</b>	<b>272</b>	<b>-5.0%</b>	<b>4</b>	<b>52</b>	<b>55</b>	<b>17.4%</b>	<b>20.1%</b>	<b>20.2%</b>	<b>0</b>	<b>6</b>	<b>6</b>	<b>53</b>	<b>43</b>

**Society Crimes**

All Other Offenses	5	48	75	-56.3%	3	16	26	60.0%	33.3%	34.7%	0	3	3	15	20
Animal Cruelty Offenses	0	2	2	0.0%	0	2	1	NA	100.0%	50.0%	0	0	0	1	1
Curfew/Loitering/Vagrancy	0	1	0	100.0%	0	1	0	NA	100.0%	NA	0	0	0	1	0
Disorderly Conduct	5	22	26	-18.2%	5	19	14	100.0%	86.4%	53.8%	0	2	2	16	12
Driving Under the Influence	4	33	37	-12.1%	4	33	37	100.0%	100.0%	100.0%	0	4	4	33	37
Drug/Narcotic Offenses	0	2	5	-150.0%	0	2	5	NA	100.0%	100.0%	0	0	0	1	5
Drunkenness	0	0	0	NA	0	0	0	NA	NA	NA	0	0	0	0	0
Family Offenses, Nonviolent	0	0	3	NA	0	0	0	NA	NA	NA	0	0	0	1	0
Gambling Offenses	0	0	0	NA	0	0	0	NA	NA	NA	0	0	0	0	0
Intimidation	0	0	0	NA	0	0	0	NA	NA	NA	0	0	0	0	0
Liquor Law Violations	0	2	2	0.0%	0	2	1	NA	100.0%	50.0%	0	0	0	2	1
Peeping Tom	0	0	0	NA	0	0	0	NA	NA	NA	0	0	0	0	0
Pornography/Obscene Material	0	2	2	0.0%	0	0	0	NA	NA	NA	0	0	0	0	0
Prostitution Offenses	0	3	1	66.7%	0	0	0	NA	NA	NA	0	0	0	0	0
Stalking	0	0	0	NA	0	0	0	NA	NA	NA	0	0	0	0	0
Trespass of Real Property	3	25	22	12.0%	0	18	17	NA	72.0%	77.3%	0	0	0	22	16
Weapon Law Violations	1	5	7	-40.0%	1	5	6	100.0%	100.0%	85.7%	1	0	1	5	6
<b>SUB-TOTALS</b>	<b>18</b>	<b>145</b>	<b>182</b>	<b>-25.5%</b>	<b>13</b>	<b>98</b>	<b>107</b>	<b>72.2%</b>	<b>67.6%</b>	<b>58.8%</b>	<b>1</b>	<b>9</b>	<b>10</b>	<b>97</b>	<b>98</b>

**Non-Reportable**

000	0	0	0	NA	0	0	0	NA	NA	NA	0	0	0	0	0
DUI-Alcohol	0	0	0	NA	0	0	0	NA	NA	NA	0	0	0	0	0
DUI-Alcohol and Drugs	0	0	0	NA	0	0	0	NA	NA	NA	0	0	0	0	0
DUI-Drugs	0	0	0	NA	0	0	0	NA	NA	NA	0	0	0	0	0
DUI-Unspecified	0	0	0	NA	0	0	0	NA	NA	NA	0	0	0	0	0
Justifiable Homicide	0	0	0	NA	0	0	0	NA	NA	NA	0	0	0	0	0
<i>Justifiable Homicide</i>	0	0	0	NA	0	0	0	NA	NA	NA	0	0	0	0	0
Non-Reportable	0	0	0	NA	0	0	0	NA	NA	NA	0	0	0	0	0

<b>SUB-TOTALS</b>	<b>0</b>	<b>0</b>	<b>0</b>	<b>NA</b>	<b>0</b>	<b>0</b>	<b>0</b>	<b>NA</b>	<b>NA</b>	<b>NA</b>	<b>0</b>	<b>0</b>	<b>0</b>	<b>0</b>	<b>0</b>
<b>GRAND TOTALS</b>	<b>49</b>	<b>471</b>	<b>519</b>	<b>-10.2%</b>	<b>24</b>	<b>195</b>	<b>204</b>	<b>49.0%</b>	<b>67.2%</b>	<b>39.3%</b>	<b>1</b>	<b>20</b>	<b>21</b>	<b>190</b>	<b>178</b>